

MIX ARCHITEKT

Mix Architekt's AB + 2 FX Layout for the Xone K2's & Traktor Pro

Use the Import Button on the Bottom Left of Traktor's Preferences to load the tsi!


2 Columns = Control for 1 Deck; FX are stacked in rows.

This tsi is for those who only want to run 2 decks.

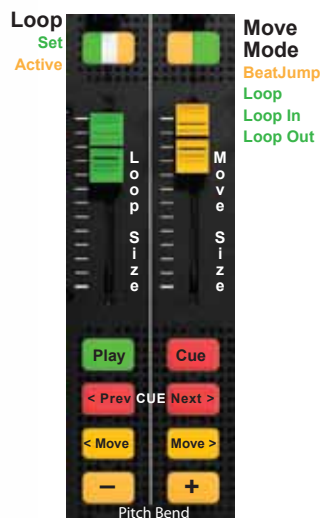
If you want 4 decks of control, buy 2 K2's!

Lots of layer switching sucks.


MIDI CH 12 - Non-Latching



These are the controls common to each deck.

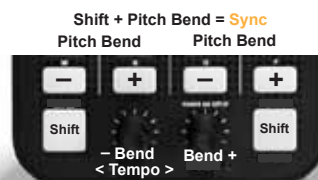
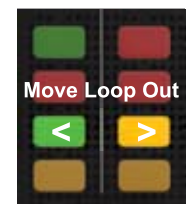
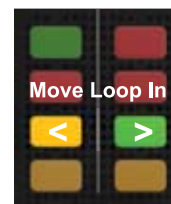




These are the controls common to each effect.

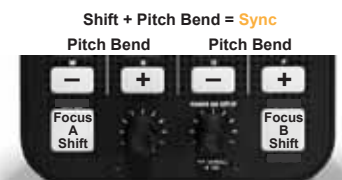


Shift + FX# = FX Select; Red = FX On

The 4 Move Modes



Shift + Bend = Master Clock Toggle
MST Controls are only active when
Clock+Record layout is revealed.



Folder Open/Close v v Load
< Tree Scroll > < List Scroll >

More info and chaos at www.mixarchitekt.com!

All the best to the Cornish Pirates of Kernick Industrial Estate.